

# THE EDGE



## LOVE AMAZON?



Turn to the back cover to find out how  
to win a **FREE** \$50 Amazon gift card!

## THIS ISSUE

Navigate Your  
Course To College

# INSIDE:

- 3 Getting Accepted is Just the Beginning: Making it to Your First College Course
- 4 Understanding Your Financial Aid Award and Covering the Cost
- 6 Community College as a Viable Option
- 7 Why Choose UC?
- 8 Preparing for your Transition to College
- 9 2022 Senior Timeline
- 10 Living and Learning: How to Adjust to the College Lifestyle
- 11 Boost Your Emotional Intelligence for College Success
- 12 Preparing for your Senior Year: What's Next for Juniors
- 13 2022 Rising Senior Timeline
- 14 5 Steps to Choosing a Major



## WELCOME

Dear student,

**I'm so pleased to offer you this new spring edition of the Edge!** It probably feels like you are nearing the finish line as you come to the end of your school year, and for seniors, looking forward to graduation and all the events that mark the end of high school. But for those of us who work in colleges and universities, we see this time not as an ending, but just the beginning. This is the start of a new journey for you that will bring lots of changes and we are here to help. This new spring edition is packed with useful information and guidance to help you make this transition that will require you to be much more independent but also to know how and where to find the resources you will need. When you first arrive on campus, you'll face some tough decisions: What should you major

in? And how will you make friends? When tackling these questions, give yourself time to figure things out and know that every student, regardless of what they post on social media, also will face some challenges adjusting to life as a college student.

You have likely been focusing on all the academic preparation needed for college but as you will see in this issue, there is much more to succeeding in college and we want you not just to survive your first year, but to thrive. So read on and get ready for this exciting time. We'll see you on campus.

Sincerely,

Stephanie Reyes-Tuccio, Ph.D.  
Assistant Vice Chancellor of Educational Partnerships, University of California, Irvine

# GETTING ACCEPTED IS JUST THE BEGINNING: MAKING IT TO YOUR FIRST COLLEGE COURSE

by Cristina Flores, former Assistant Director, EAOP, UC Irvine

## Congratulations on your recent college admissions!

While your spirit might be soaring high with joy, don't forget these 3 steps to successfully make it to your first day of college this Fall:

**STEP 1:** Your college admission, while exciting, is also conditional. Most colleges require students to meet academic requirements before enrolling in the fall. Remember, you are admitted based on the information you self-reported in your college application. If you find yourself not being able to meet all the conditions, or have changes to your planned coursework, contact your destination campus to inform them of your current situation. Even if you are hesitant, contacting the admissions office early on might help you identify steps you could take to ensure your admitted status is maintained.

**STEP 2:** As a future college student, it is recommended to find a strategy to ensure you meet all your personal and academic deadlines. Between your acceptance letter and your first term in college you will need to submit a variety of forms before their deadlines:

- ▶ Statement of intent to register (SIR)
- ▶ Statement of Legal Residence (SLR)
- ▶ On-Campus Housing Applications
- ▶ Summer Orientations
- ▶ Official Transcripts
- ▶ AP/IB test scores

While the specific deadlines might differ per campus, submitting forms in a timely manner is a requirement to meet the conditions of your admissions. Remember to check your student portal frequently for any to-do list items and read your campus emails. For help, refer to the Senior Timeline article on page 8.

**STEP 3:** In addition to meeting deadlines, don't let financial aid forms become a barrier in your higher education journey. Ensure you submit your financial aid application by March 2nd of your senior year. If you are chosen for financial aid verification, submit all the required supporting documents to successfully process your financial aid application. Failure to meet deadlines might mean a delay in receiving your financial aid award. Contact your financial aid office before the deadline if you need an extension to gather additional information and documents. Communication is key when processing important forms and documents.

## PRO TIPS!

Don't forget to accept your financial aid award. Check out the next article for guidance on how to review your financial aid and take it into consideration when choosing a college.

Seek out summer programs. College campuses offer a wide wide array of summer programs before your first term. The options include academic, social, and cultural programs. Most campuses have free, low cost and full-cost options. For full-cost programs ask about fee waivers or possible scholarship opportunities.

We are here to help! If you need help completing these steps, reach out to your high school counselors, college advisors, or college campus representatives.



# UNDERSTANDING YOUR FINANCIAL AID AWARD AND COVERING THE COST

by Jamal Collins, *Financial Aid Outreach & Communications Liaison, UC Office of the President*

## So you have applied for admission to several schools and completed the financial aid application listing those schools. What happens next?

Well, shortly after receiving an offer of admission, you should also receive a financial aid award letter. Each school presents their financial aid award letter differently. However, they should all have the following key elements that will help you determine if the school is a financial fit for you and your family:

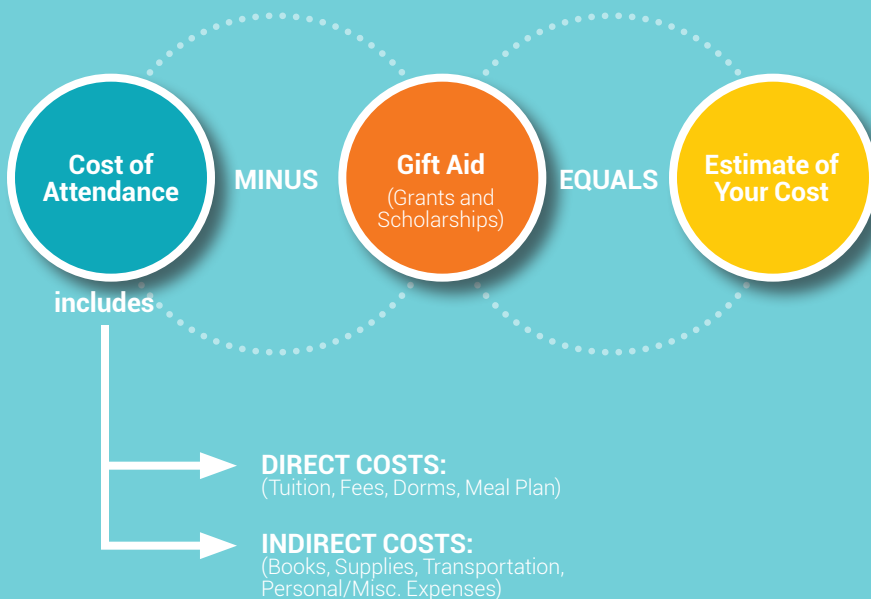
**Cost of Attendance** – This is the estimated average annual cost to attend a college. It includes tuition and fees, room and board, books, supplies, and other educational expenses.

**Gift Aid** – These are the grants and scholarships that have been offered. Think of this as a discount on your cost.

**Loans** – This is money that you can borrow to help pay the remaining costs after gift aid has reduced your cost.

**Work** – You may also be offered work-study in your financial aid award letter. You can access this award by securing a qualified job. Students with work-study jobs get paid by the hour, and their earnings are limited to the amount offered in their work-study award.

So how do you use these elements to determine how much this year of college will cost for you? You can use a simple formula to get your answer:



## HOW TO PAY YOUR ESTIMATED COSTS

Coming up with a plan to cover your estimated costs is essential to your financial success in college, and you may have several options to do this:

### Utilize Student Loans

Student loans will be a part of your financial aid award offer. We encourage students to borrow only the amounts that they need. Coming up with a plan will allow you to determine how much you will need to borrow. There are two types of federal loans that are typically offered to students.

**Subsidized Loans** – Payments for these loans are not required until six months after graduating or dropping below half-time enrollment in college. These are the most beneficial loans for students because they do not accrue interest while enrolled at least half time in college and during the grace period before the loan enters repayment.

**Unsubsidized Loans** – Like the Subsidized Loans, payments for these loans are not required until six months after you graduate or drop below half-time enrollment in college. The difference is these loans begin accruing interest as the loan is disbursed ("disbursed" is the term used by colleges for funding loans). When it is time for you to begin making payment to your unsubsidized loan, if there is any unpaid interest, that interest will be added to the balance of the loan in a process called Capitalization.

### Work-study/Student Employment

Another opportunity you may see in your financial aid award offer is Work-study. If you do not see a work-study offer, but you are interested in work-study, contact your college financial aid office to inquire about being considered. There are student employment opportunities available in various departments at a college. Typically departments prefer a work-study awardee for student employment opportunities, but it's not always a requirement. Even if you

do not have a work-study award and you would like to work in a particular department, it's recommended that you apply for the position you are interested in. Work-study and Student employees are paid an hourly wage.

### Savings/Income

If you or your parents have saved money for your education, determine how these savings will factor into paying for your college costs. Also, if your parents can offer you money from their current income, factor that into your plan as well.

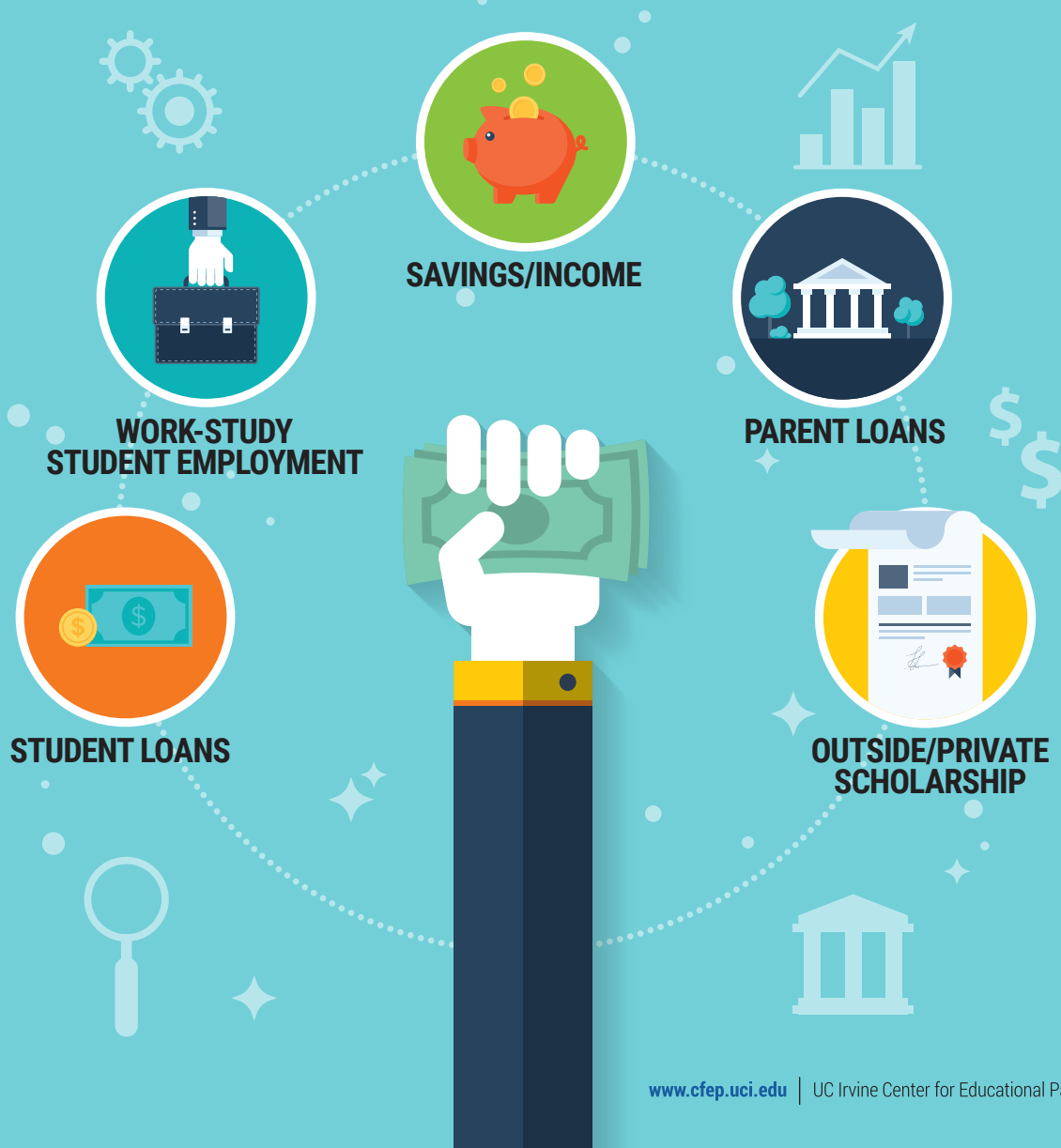
### Parent Loans

The federal government offers loans for parents. This loan will show up as a Parent PLUS Loan on a financial aid award

offer. Like the Unsubsidized Loans, interest begins to accrue as the loan disburses, and any unpaid interest is capitalized when the loan goes into repayment. Repayment begins for these loans 60 days after the loan has fully disbursed, but parents can opt to defer payments until after a student graduates or ends their program.

### Outside/Private Scholarship

For students attending UC, a great way to reduce your need to work and borrow is to get outside scholarships. These do require some work on your part to find and apply to. Remember, you should NEVER pay to apply for or search for scholarships. Any services that require payment are typically a scam. Searching and applying for scholarships is something you should continue throughout your time in college.



# COMMUNITY COLLEGE AS A VIABLE OPTION

by Rosario "Rosy" Rizo, Program Coordinator, EAOP, UC Irvine

## How many times have you heard that students go to community colleges because they were not accepted into a four year university?

That it is not easy to transfer from a community college into a four-year university? While these may be commonly heard myths, community colleges have proven to be a successful institution to help students achieve their higher education goals.

Whether students are eligible for a four-year university or are looking to transfer into one, community colleges are for everyone! Students who attend community colleges have the ability to obtain an associate's degree, an associate's degree for transfer, vocational certificates, or a professional license. There are many vocational programs that are offered at community colleges such as automotive technical licenses, cosmetology programs, and hospitality programs.

Aside from the opportunities for professional development, community colleges are proven to have financial benefits. Some of the benefits include lower tuition, the ability to avoid higher living costs, and taking advantage of exceptional transfer preparation programs. For many students, going to a community college is a bit easier and more affordable through the California Promise grant. The California promise makes community college affordable by waiving enrollment fees for the first two years of college.

Additionally, community college is a great place to assimilate into a higher education environment. Many students are juggling various responsibilities aside from their academic studies like caring for their families or working multiple jobs. Attending a community college allows for flexibility with class schedules and with the transition into a higher education environment. Transitions can be

challenging right after high school, or after taking a break from school.

Regardless, opportunities at a community college are endless which can lead to success in any career path. By taking the community college route, students are able to build community with other students, succeed in academics at their determined pace, and take advantage of specialized programs and support systems that are available to them while at the community college.



# WHY CHOOSE UC?


by Sandra Williams-Hamp, M.S., Executive Director of Outreach and Educational Partnerships, UC Office of the President

**Congratulations to the Class of 2022!** You have overcome unprecedented circumstances over the last two and a half years with the COVID-19 pandemic. Most of you are now zoom experts. Over the next several weeks, you and your family will make an important milestone decision regarding your path after graduation. As I reflect upon my own educational journey, I want to encourage you to consider the incredible power and opportunities the University of California provides. As a first-generation college student, my mother didn't graduate from college; however, she had an unwavering commitment to ensure that me and my sisters had unlimited possibilities. Like you, I had the opportunity to participate in a UC outreach program as a high school student. I'm grateful for the support I received from my UC outreach program that played a critical role in helping me choose UC – which changed my life trajectory. As you now begin to determine your educational path after graduation, I'm excited to share with you some reasons why you too should consider the University of California:

## 6 Reasons Why You Should Choose UC

<p><b>1</b> <b>#1 Public Research University System in the World:</b> As a premiere research institution, the University of California will provide you with the opportunity to study and research problems and issues that matter to you and your communities. Check out this <a href="#">interactive map</a> for more details and interesting facts about the University of California.</p>	<p><b>2</b> <b>Diversity</b> – UC attracts the best and brightest from all backgrounds, ethnicities and incomes. Six of the nine undergraduate campuses are Hispanic Serving Institution (HSI)/Minority Serving Institutions (MSI).</p> <ul style="list-style-type: none"><li>▶ 40 % of undergraduates are first-generation students</li><li>▶ 35 % of UC undergraduates are Pell Grant eligible.</li></ul>	<p><b>3</b> <b>Affordability</b> – UC offers one of the nation's strongest financial aid programs including grants, scholarships, work-study and loans.</p> <ul style="list-style-type: none"><li>▶ 56% of CA undergraduate tuition is fully covered at UC</li></ul>
<p><b>4</b> <b>Leadership and Growth Opportunities</b> – UC campuses will support your growth and leadership development with a wide selection of student organizations, clubs, sports, interest groups and other programs. These vast student programs will enable you to thrive and reach new heights.</p>	<p><b>5</b> <b>Vast Resources to Support your Success</b> – UC is deeply committed to your success. All campuses offer intensive student resources to support your development academically, socially and emotionally to thrive both in class and outside of classroom setting (i.e. tutoring services, career advising, mental health services, basic need services and much more).</p>	<p><b>6</b> <b>Multiple Pathways</b> – UC offers multiple pathways to admissions with both first-time freshmen admissions and community college transfer options. Six of the nine undergraduate campuses offer Transfer Admissions Guarantees (TAG) for select majors for community college transfer students who successfully complete the requirements.</p>

I commend you for remaining steadfast and focused on your educational aspirations. The University of California offers an unparalleled undergraduate education and multiple pathways. Whether it be Davis, Irvine, San Diego, or somewhere in between, we look forward to welcoming you at the UC!



# PREPARING FOR YOUR TRANSITION TO COLLEGE

by Adeeva Myers, M.Ed.  
Counselor, Gateway Initiatives, Student Success Initiatives, UC Irvine

When you are near the end of your senior year, making decisions about your transition to college is of utmost importance. Universities are a hub of services aimed to ensure your success. Taking that leap into higher education is an exciting yet anxious time for many, but there are resources and support available wherever you choose to go! Here are a few strategies and a timeline to consider as you begin the transition to college...

## Get Connected

An exciting aspect of college life is having access to a community of support, especially among your peers. There are hundreds of clubs and organizations on campus that will help you gain leadership skills and get connected to other students with similar interests and goals.

## Ask for Help

Many students may feel lost or defeated when they start college because they do not ask for help. Academic Advisors for your major are available to guide you through planning your coursework and should be a main contact for your academic concerns. The university's Counseling Center is there for mental health services and should be utilized if you are experiencing personal struggles or you feel like you need someone to talk to. Student Support Services, Educational Opportunity Program (EOP), and Trio, are all offices that are there to assist students in navigating the university and reaching their goals. Make an appointment and get connected with staff on campus that are rooting for your success.

## Take Advantage of Opportunities

College is about growth! You will want to create a healthy balance between going to class and earning stellar grades, and maximizing experiences outside the classroom that can assist in your holistic development as a student. Take a visit to these offices while on campus: Study Abroad, Career Center, and Student Government, to name a few.

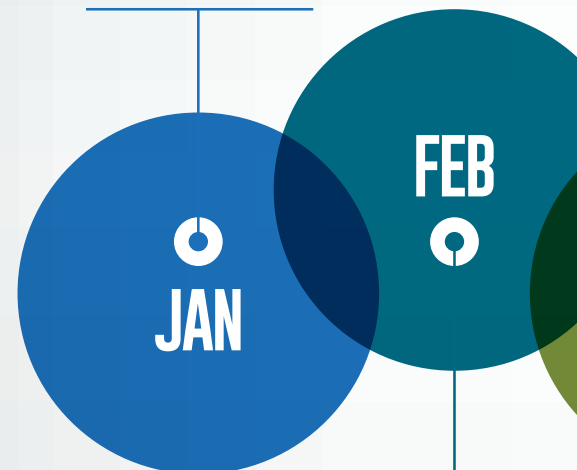
Your college journey will inherently come with some challenges, but know that there is support for you to reach your goals of academic, personal, and career success!

# 2022 SENIOR TIMELINE

by Erick Espino,  
Assistant Director, EAOP, UC Irvine

## JANUARY

- Ask your counselor about your Cal Grant GPA Verification Form and make sure it gets sent.



## FEBRUARY

- Visit colleges you applied to, whether it be in person or virtually, so you are ready to make a decision when admission letters start coming in next month!



## MARCH

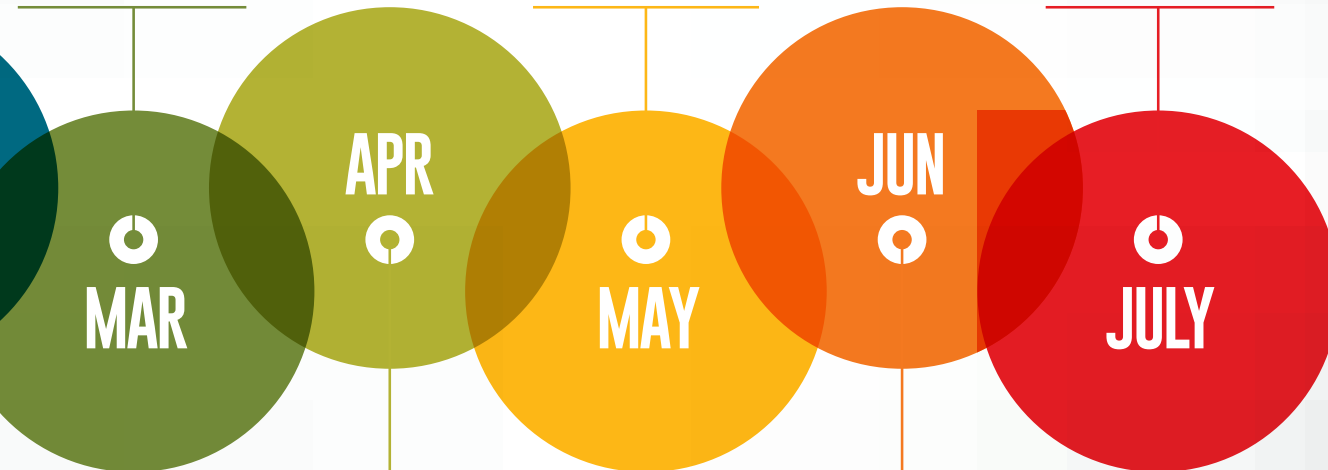
- **March 1:** You are almost there! Notification of Fall 2022 admission decisions begins. Keep an eye on your email and postal mail for acceptance letters; Be patient, it may take time for them to get to you!
- **March 2:** California Dream Act and FAFSA Application DUE for priority consideration of financial aid!
- **March 2:** Deadline to submit Cal Grant GPA Verification Form to be eligible for Cal Grants.
- **March 31:** Notification of Fall 2022 admission decisions for UC freshman applicants is complete.

## MAY

- **May 1:** Deadline for admitted freshmen to submit Statement of Intent to Register (SIR) to UC/CSU campuses.  
*This is your LAST CHANCE to submit your final selection to attend one campus.*  
*Many on-campus housing applications are also due around this time. Check with your individual campus.*
- Reminder for AP Exams: Make sure to take the AP exams listed on your college applications.

## JULY

- **July 1:** Deadline to submit final, official transcripts to UC campuses.
- **July 15:** Deadline to submit official AP, IB exam results to UC campus admissions office. Test scores must be postmarked or electronically submitted on or before July 15.



## APRIL

- Visit Campus Open Houses and start finalizing your decision about which campus you will attend in the fall. Virtual visit options may be available.
- Maintain academic GPA; Remember, you must pass all courses with a "C" or better in your remaining school terms to keep your admissions to all universities.
- **UC applicants:** Report schedule changes and any grades lower than a "C" to schools that gave you an admission offer.
- Incoming UC freshmen to **Berkeley, Merced, Los Angeles, San Diego,** and **Riverside** who have NOT met the Entry Level Writing Requirement by April 1st must take the Analytical Writing Placement Exam (AWPE) test. *All other UC campuses have campus-specific alternative methods to fulfill this requirement. Keep checking your email!*

## JUNE

- Request and send official transcripts from your high school registrar and make sure they are sent to the university you plan to enroll in.
- Be sure to complete any items on your institution's portal to-do list.



# LIVING AND LEARNING: HOW TO ADJUST TO THE COLLEGE LIFESTYLE

by Isabel Villapando, *Presentation Team Coordinator, EAOP, UC Irvine*

## College is an exciting time of life!

It is filled with countless opportunities for growth, new experiences, friendships, and personal freedom that requires more responsibility. The challenges of adjusting to college life can be unsettling at first. However, learning how to implement some tips and best practices will help ease your transition to a UC campus.

## Be Open to New Experiences

Get involved with campus activities and explore your interest by participating in sports, campus clubs, or organizations. Consider participating in new student events, workshops and internships. These experiences will allow you to network with people who can expose you to new opportunities that will benefit your growth.

## Be Open to New Relationships

Push yourself out of your comfort zone and initiate conversations to make new friends. Connect with a peer in each class to have an accountability partner you can share notes with and create study guides for exams. They may even become a study-buddy or better yet, your best college friend!

## Connect With Peers In Your Residence Hall

If you are able to live on campus your first year it is encouraged that you participate in activities your residence hall has to offer to create fun college memories. Consider inviting your roommates to the dining hall for breakfast, lunch and/or dinner. If you're in your room, leave the door open to increase the likelihood of making a new friend in your hall.

## Utilize A Planner To Manage Your Time

10 weeks in a UC quarter system will go by very quickly! Scheduling keeps you in control to balance life responsibilities with school. Utilize a physical or electronic planner to stay on track with assignment deadlines, upcoming exams, class times, study sessions and social events.

## Prioritize Your Mental Health

We function best when we take care of ourselves by eating and sleeping well. College can be stressful, so remember to include self-care activities in your daily routines! Allow yourself to spend time with friends, loved ones and make time for your hobbies. Visit the recreation center to enjoy a workout and activity classes ranging from yoga, zumba, and much more. Remember that your campus offers student health and counseling center services to maintain your well-being.

## Take Advantage Of Office Hours & Campus Services

Do not be afraid to ask for help! Your professors and teaching assistants are there to help you. Visit them during their weekly office hours to receive support as needed. Take advantage of free campus services such as writing support, tutoring sessions and centers that provide assistance for academic, personal, social, and career needs.



# BOOST YOUR EMOTIONAL INTELLIGENCE FOR COLLEGE SUCCESS

by Jenny Woo, Ph.D. Candidate, School of Education, UC Irvine

**Emotional Intelligence is the ability to perceive, manage and regulate your emotions; and the ability to recognize, understand, and influence the emotions of others.** These skills are more essential than ever for where you are and where you hope to go in the future. From evaluating your college essays to examining your performance in the A-G requirements, college admissions professionals are not only assessing your academic potential, but perhaps just as important: your emotional competence and maturity. Here's the good news: emotional intelligence can be learned and improved!

Here are some essential questions to help you get started:



**SELF-AWARENESS:** the ability to understand your emotions, thoughts, and values, and how they influence your behaviors.

#### Essential Questions:

- ▶ What brings you joy? How does it tie into college (i.e. courses, extracurriculars)?
- ▶ What intimidates you about college? What can you do ahead of time to feel more at ease?

**SELF-MANAGEMENT:** the ability to manage your emotions, thoughts, and behaviors to achieve goals and aspirations.

#### Essential Questions:

- ▶ How do you want people to describe you? What's one thing you can do today to exemplify that description?
- ▶ What might be some obstacles in college? What can you do to stay motivated?

**SOCIAL AWARENESS:** the ability to perceive others' emotions, and gain insights into others' perspectives and behaviors.

#### Essential Questions:

- ▶ What social issues do you care about the most? Why?
- ▶ What types of situations stress you out? What can you do to remain calm?

**RELATIONSHIP MANAGEMENT:** the ability to connect with others and build meaningful relationships.

#### Essential Question:

- ▶ What is the difference between fitting in and belonging?
- ▶ What values in life do you cherish the most? What boundaries do you need to set in order to protect your values?

This past summer, a group of incoming Freshmen and EAOP staff took the "Emotional Intelligence for School and Career Success". Students learned about emotional intelligence through a series of lectures, weekly interactive Zoom games, and hands-on exercises. A similar course was offered to undergraduates with upper-class standing and graduate students, and we were delighted to give our students early course access in preparation for college and to support them in developing their emotional intelligence.



# PREPARING FOR YOUR SENIOR YEAR: WHAT'S NEXT FOR JUNIORS

by Adeeva Myers, M.Ed., *Counselor, Gateway Initiatives, Student Success Initiatives, UC Irvine*

---

**When students reach their junior status in high school, researching and making decisions about post secondary plans is extremely important.** Planning for higher education is an exciting yet anxious time for many, but there are resources and support available to you and people ready to help you get there! Here are two strategies and a timeline to consider as a high school junior that can set you up for success as you aim to apply and enroll in college.

## Reflect on Your Goals

Take the time to think about your academic interests and how you would like to pursue these interests in college. This will assist you in targeting schools that will meet your needs as a student. Maybe your goal is to go to medical school; therefore, you want to attend a school that has a pre-med club that prepares you for that process. Write down your goals and create a plan of action to help ease your transition during your first year.

## Do Your Research

A great place to start your college research is on the university admissions website. There are many events and resources offered for prospective students. This is an opportunity for you to take inventory of the resources and experiences you can take advantage of while at the university so you are prepared once you are enrolled.



# 2022 RISING SENIOR TIMELINE

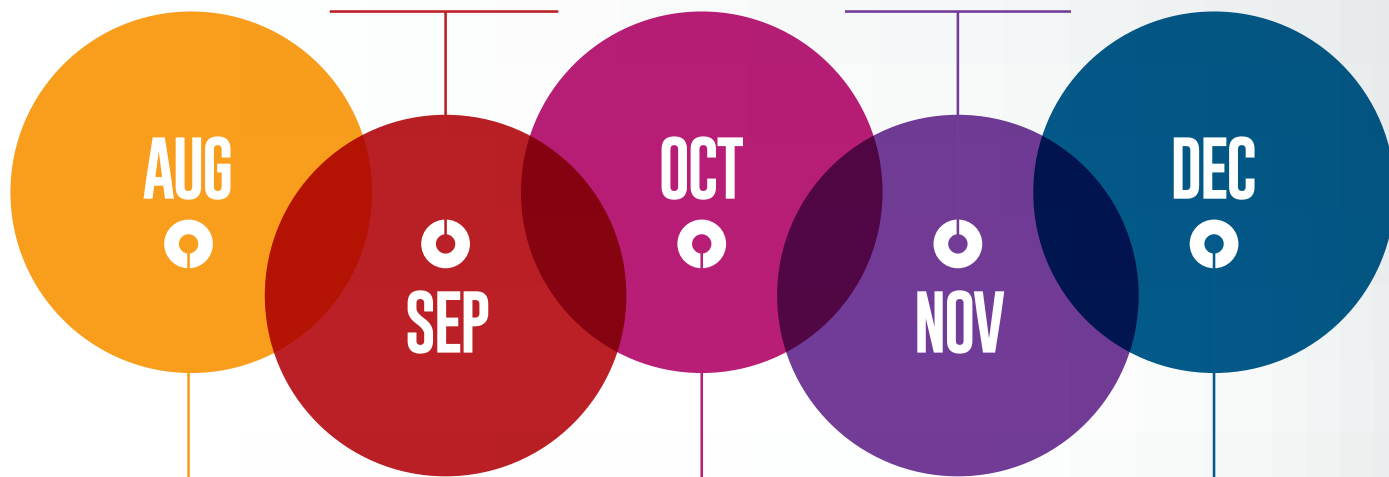
by Erick Espino,  
Assistant Director, EAOP, UC Irvine

## SEPTEMBER

- Create a list of universities you plan to apply to and participate in any online college fairs your school may be hosting.
- Identify two or three people to help review your college application materials, specifically your PIQ if applying to the UC.
- Ask for any letters of recommendation for colleges that require them for admissions, be sure to give your recommenders an ample amount of time.

## NOVEMBER

- **November 30:** UC applications due!
- Make sure you have your college application reviewed prior to submitting!.



## AUGUST

- **Aug 1:** UC Application opens at <https://admission.universityofcalifornia.edu/apply-now.html>
- If planning to submit the UC application, now is a good time to start preparing responses for the Personal Insight Questions (PIQs). See page 14 for help.
- Search and apply for available scholarships.

## OCTOBER

- **October 1:** UC and CSU Applications open.
- **October 1:** CA Dream Act and FAFSA applications open!
- **October 1:** Filing period for Cal Grant GPA Verification Form submission begins.
- Speak to your counselor and see if there will be any college fairs offered by your school or community partners.
- Visit admission pages of the campuses you are applying to and participate in college tours.

## DECEMBER

- **December 1:** CSU Application due. *Deadlines vary by campus, check regularly to ensure you have the right date/ deadline.*
- If you have taken the SAT or ACT exam, we highly recommend you to send your test scores to the schools you have applied to. *Note that this is not a requirement, as the SAT and ACT exams have been deemed optional for the 2023 application period. Check specific campuses and majors for SAT/ACT submission requirements.*
- Continue searching and applying for available scholarships!



# BE A BRIGHT LIGHT IN YOUR PERSONAL INSIGHT QUESTIONS

by Julie Lindo, Assistant Director, Upward Bound, UC Irvine

## The Personal Insight Questions (PIQs) allow admission officers to learn about you from different perspectives.

Each question has ties to one or more of the UCs 13 comprehensive review factors. Be sure to select the four prompts that will best showcase you as an individual, provide new information, and clarify details of your accomplishments.


Each question is centered around a theme. Themes include leadership, creativity, talents/skills, educational opportunities, significant challenges, academic interests, community, and what makes you stand out. Consider the most important themes, and then select the questions you want to answer. Any of the four questions you select to answer will have equal value on your overall UC application. This is your opportunity to tell your story, give yourself recognition for your hard work, and demonstrate what makes you a unique applicant.

When writing, consider your answers as interview responses; your authenticity and truth need to be reflected. You can begin by asking yourself the following questions:

- ▶ What information do I want the interviewer to know about me?
- ▶ How is my response relevant to the student I am today?
- ▶ Did I answer all parts of the question?

The admission officers are not looking for the “one” correct answer, but instead, they want insight into who you are and what you have been capable of accomplishing. Make sure to give clear and direct examples. Adding poems, lyrics, quotes, or other writing will deduct writing space from your response and can create a distraction for the reader. Your responses will not only enhance your application by showcasing your accomplishments but by giving insight into who you are as a person and what potential contributions you will bring to the UC campus.

It is important to note that these responses are not essays, and they need to be in your voice. We recommend that responses be between 250-350 words. Anything below 250 words will lack substance and often leave the admission officers with more questions than answers. Many resources are available online, but make sure you research UCOP and individual UC campuses websites for more tips and suggestions.



### Personal Insight Questions

<https://admission.universityofcalifornia.edu/how-to-apply/applying-as-a-freshman/personal-insight-questions.html>

### 13 Factors for Comprehensive Review

<https://admission.universityofcalifornia.edu/how-to-apply/applying-as-a-freshman/how-applications-are-reviewed.html>

# 5 STEPS TO CHOOSING A MAJOR

by Jody Cajudo, Program Coordinator, EAOP, UC Irvine

## To receive a degree or certificate from a college or university, a student must declare a major

**first.** A major is a specific area of study a student chooses to focus their course of study on. We recognize that selecting a major is not always a simple decision, so we encourage you to use the following steps to select a major that is right for you.

STEP  
01

ASSESS  
YOURSELF

The more you understand yourself, the more you can identify your life goals and ways to achieve them. Complete assessments and connect with a trusted adult, teacher, or counselor to reflect on your assessment results and understand what it means to you. Consider taking any of these helpful assessments, Myers-Briggs & 16 Personalities, Value Sort, or CliftonStrengths. These assessments are made to help you discover things you could be interested in that you may have never thought of.

STEP  
02

GATHER  
INFORMATION AND  
EXPLORE OPTIONS

Research majors at different universities and make a list of your interests. You can also work backwards! Explore job descriptions of careers that interest you and see what majors are most common within the field. We encourage you to discuss possible majors of interest with your counselor, a teacher, a mentor, or an academic advisor from programs such as the Early Academic Outreach Program (EAOP). EAOP and other support programs can assist you in finding and learning from each institution's College Scorecard.

STEP  
03

EVALUATE AND  
MAKE YOUR  
MAJOR DECISION

Put together the information you have collected and learned, narrow your list to two or three majors. Then, meet with an academic counselor who can help you evaluate the information.

STEP  
04

TAKE  
ACTION

Choosing a major requires you to be proactive! Select student activities, internships, volunteer work, and/or part-time employment that can help you further develop skills in the areas that interest you. Talk to people who work in the career fields you are considering and see if there are any opportunities they would recommend that you get involved with.

STEP  
05

APPLY FOR  
YOUR MAJOR

You will be prompted to select a major on your college application. Keep in mind that many students end up changing their major during their time in college. If you are unsure about your major, it is okay to select "undeclared" or "undecided" on your college application and declare your major when you are a college student. This gives you a chance to take some time and explore. Once you decide and are admitted to the major, you are encouraged to meet with an advisor in your department at least two times a year to remain on track to complete your degree.



# AMAZON GIFT CARD GIVE-AWAY!

Go to [www.cfep.uci.edu/theedge/survey](http://www.cfep.uci.edu/theedge/survey) to find out how you can win one of three amazon.com \$50 gift cards.

Offer expires 4/30/22

**UCI** Center for Educational Partnerships

#### THE EDGE

VOLUME 12 | ISSUE 2 | 2022

#### Editors:

Ashley Cheri, Ed.D., *Director, EAOP, UC Irvine*

Erick Espino, *Assistant Director, EAOP, UC Irvine*

#### Contributors:

Cristina Flores, *former Assistant Director, EAOP, UC Irvine*

Jamal Collins, *Financial Aid Outreach & Communications Liaison, UC Office of the President*

Rosario "Rosy" Rizo, *Program Coordinator, EAOP, UC Irvine*

Sandra Williams-Hamp, M.S., *Executive Director of Outreach and Educational Partnerships, UC Office of the President*

Adeeva Myers, M. Ed. Counselor, *Gateway Initiatives, Student Success Initiatives, UC Irvine*

Erick Espino, *Assistant Director, EAOP, UC Irvine*

Isabel Villapando, *Presentation Team Coordinator, EAOP, UC Irvine*

Jenny Woo, *Ph. D. Candidate, School of Education, UC Irvine*

Julie Lindo, *Assistant Director, Upward Bound, UC Irvine*

Jody Cajudo, *Program Coordinator, EAOP, UC Irvine*

#### Publication by:

University of California, Irvine | Center for Educational Partnerships | School of Education

Stephanie Reyes-Tuccio, Ph.D., *Assistant Vice Chancellor, Educational Partnerships, UC Irvine*

Santana Ruiz, M.Ed., *Deputy Director, Center for Educational Partnerships, UC Irvine*

Frances Contreras, Ph.D., *Dean, School of Education, UC Irvine*



#### HELPFUL INTERNET RESOURCES

[www.cfep.uci.edu/theedge/online-resources](http://www.cfep.uci.edu/theedge/online-resources)

**UCI** School of Education